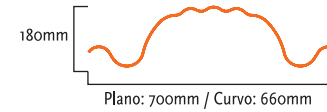


elige el perfil que se adapta a tu proyecto

BP - plano | BC - curvo



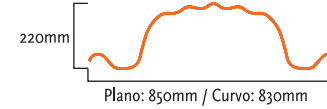
BP 700 | BC 700




Espesor [mm]	Peso [kg/m <sup>2</sup> ]	I <sub>eff</sub> [cm]	A <sub>eff</sub> [cm <sup>2</sup> ]	I <sub>eff</sub> [cm <sup>4</sup> ]	W <sub>eff</sub> [cm <sup>3</sup> ]	M <sub>Rd</sub> [kNm/m]	N <sub>Rd</sub> [kN/m]
0,80	11,21	6,15	12,00	453,00	50,36	12,59	300,00
1,00	14,02	6,15	15,00	567,00	62,96	15,74	375,00
1,12	15,70	6,11	17,00	635,00	70,50	17,63	425,00
1,25	17,52	6,08	19,00	703,00	78,07	19,52	475,00



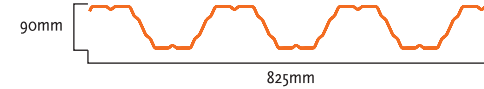
BP 900 | BC 900



Espesor [mm]	Peso [kg/m <sup>2</sup> ]	I <sub>eff</sub> [cm]	A <sub>eff</sub> [cm <sup>2</sup> ]	I <sub>eff</sub> [cm <sup>4</sup> ]	W <sub>eff</sub> [cm <sup>3</sup> ]	M <sub>Rd</sub> [kNm/m]	N <sub>Rd</sub> [kN/m]
1,25	14,43	6,48	18,00	755,00	83,93	20,98	450,00
1,50	17,32	6,39	22,00	899,00	99,89	24,97	550,00



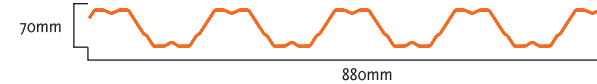
BP 90 | BC 90



Espesor [mm]	Peso [kg/m <sup>2</sup> ]	I <sub>eff</sub> [cm]	A <sub>eff</sub> [cm <sup>2</sup> ]	I <sub>eff</sub> [cm <sup>4</sup> ]	W <sub>eff</sub> [cm <sup>3</sup> ]	M <sub>Rd</sub> [kNm/m]	N <sub>Rd</sub> [kN/m]
0,70	8,48	3,75	6,08	121,04	25,84	7,24	170,24
0,80	9,70	3,73	7,70	140,83	30,07	8,42	215,60
1,00	12,12	3,70	11,11	177,90	37,98	10,63	311,08
1,25	15,15	3,65	15,07	224,22	47,87	13,40	421,96



BP 70 | BC 70




Espesor [mm]	Peso [kg/m <sup>2</sup> ]	I <sub>eff</sub> [cm]	A <sub>eff</sub> [cm <sup>2</sup> ]	I <sub>eff</sub> [cm <sup>4</sup> ]	W <sub>eff</sub> [cm <sup>3</sup> ]	M <sub>Rd</sub> [kNm/m]	N <sub>Rd</sub> [kN/m]
0,60	6,70	2,85	4,48	50,60	14,69	4,11	125,44
0,70	7,82	2,81	5,80	59,64	17,31	4,85	162,40
0,80	8,94	2,77	7,16	68,68	19,93	5,58	200,48
1,00	11,17	2,71	10,01	86,75	25,17	7,05	280,28



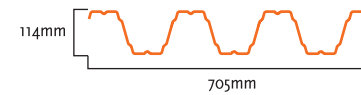
BP 30 | BC 1000



Espesor [mm]	Peso [kg/m <sup>2</sup> ]	A <sub>eff</sub> [cm <sup>2</sup> ]	I <sub>eff</sub> [cm <sup>4</sup> ]	W <sub>eff</sub> [cm <sup>3</sup> ]	M <sub>Rd</sub> [kNm/m]
0,50	4,60	5,86	5,16	3,04	0,76
0,60	5,50	7,01	6,20	3,65	0,91
0,70	6,50	8,28	7,25	4,26	1,07
0,80	7,40	9,43	8,29	4,88	1,22
1,00	9,20	11,72	10,57	6,22	1,49



BP 114 | BC 114



Espesor [mm]	Peso [kg/m <sup>2</sup> ]	I <sub>eff</sub> [cm]	A <sub>eff</sub> [cm <sup>2</sup> ]	I <sub>eff</sub> [cm <sup>4</sup> ]	W <sub>eff</sub> [cm <sup>3</sup> ]	M <sub>Rd</sub> [kNm/m]	N <sub>Rd</sub> [kN/m]
0,60	8,70	4,86	5,15	182,82	31,40	8,79	144,20
0,70	10,14	4,82	6,86	217,49	37,36	10,46	192,08
0,80	11,59	4,79	8,65	250,44	43,02	12,05	242,20
1,00	14,49	4,68	12,15	316,35	54,34	15,22	340,20
1,25	18,12	4,57	16,82	398,73	68,49	19,18	470,96
1,50	21,74	4,48	21,80	481,11	82,64	23,14	610,40